


Company Profile Extract

Paraugs SIA

900000000000 · Sabiedrība ar ierobežotu atbildību · Reg. 14.03.2015
Brīvības iela 100, Rīga

20

RISK SCORE



REVENUE

€1,065,000

2024

HEALTH GRADE

C

56/100

CREDIT LIMIT

€106,500

SANCTIONS

FLAGGED

LEGAL

CLEAR

TAX

N/A

HEALTH

C

1. Basic Data

Name	Paraugs SIA	Legal Form	Sabiedrība ar ierobežotu atbildību
Registration No.	90000000000	Registration Date	14.03.2015
Register Type	Komercreģistrs	SEPA Identifier	—
VAT Number	None	Legal Address	Brīvības iela 100, Rīga
Share Capital	€25,000 EUR	Company Age	11 years

2. Encumbrances

Liquidation	CLEAR
Insolvency	CLEAR
Securing Measures	CLEAR
Prohibitions	CLEAR
Reorganizations	CLEAR
VID Suspensions	CLEAR
Commercial Pledges	CLEAR
Tax Debts	UNAVAILABLE

Check at <https://www6.vid.gov.lv/NPAR>

3. Board Members

Valde

NAME	PERSONAL ID	POSITION	REPRESENTATION RIGHTS	APPOINTED FROM
Anna Liepiņa	–	Valdes loceklis	INDIVIDUAL	31.05.2018
Pēteris Krūmiņš	–	Valdes loceklis	INDIVIDUAL	09.02.2021
Jānis Bērziņš	–	Valdes priekšsēdētājs	INDIVIDUAL	14.03.2015

Power of Attorney

No prokurists registered.

4. Shareholders

SIA Shareholders

NAME	REGISTRATION NO.	DATE	SHARES	INVESTMENT	%
Jānis Bērziņš	–	14.03.2015	60	15,000	60.0%
Viktor Ivanov	–	14.03.2015	40	10,000	40.0%

Total Share Capital: €25,000 EUR

5. Beneficial Owners

NAME	PERSONAL ID	DATE OF BIRTH	NATIONALITY	RESIDENCE	DATE
Jānis Bērziņš	–	–	LV	LV	14.03.2015
Viktor Ivanov	–	–	RU	RU	31.08.2017

No upstream ownership data available.

6. Financial Overview

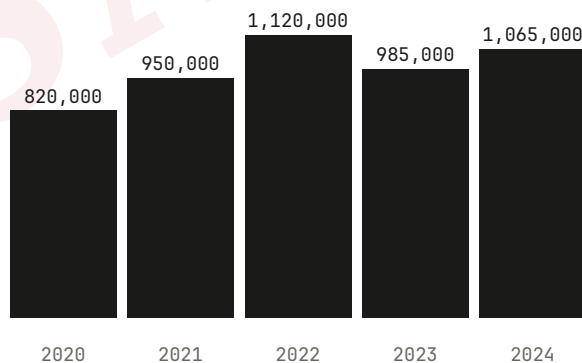
Profit & Loss Summary

	2024	2023	2022	2021	2020
Revenue	1,065,000	985,000	1,120,000	950,000	820,000
Cost of Sales	585,750	541,750	616,000	522,500	451,000
Gross Profit	479,250	443,250	504,000	427,500	369,000
Net Income	118,000	92,000	138,000	112,000	78,000
Employees	13	11	12	10	8

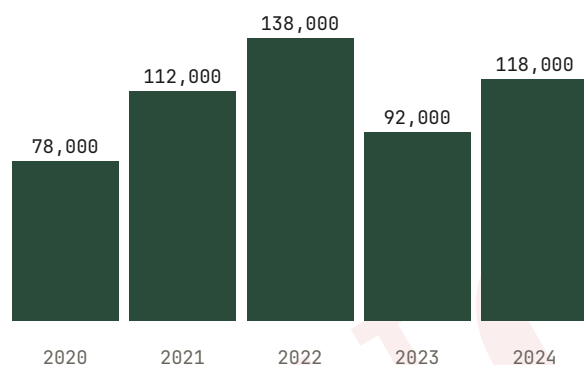
Balance Sheet Summary

	2024	2023	2022	2021	2020
Total Assets	760,000	690,000	720,000	620,000	540,000
Equity	545,000	470,000	410,000	305,000	220,000
Current Assets	364,800	331,200	345,600	297,600	259,200
Current Liabilities	188,000	175,000	205,000	195,000	180,000
Long-term Liabilities	91,200	82,800	86,400	74,400	64,800

Revenue



Net Income



Trends

Revenue	VOLATILE	6.8% CAGR
Net Income	VOLATILE	10.9% CAGR
Equity	GROWTH	25.5% CAGR
Total Assets	VOLATILE	8.9% CAGR
Employees	VOLATILE	12.9% CAGR

7. Financial Ratios

RATIO	VALUE	SECTOR MEDIAN	PERCENTILE RANK
Current Ratio	1.94	—	—
Quick Ratio	1.62	—	—
Cash Ratio	0.73	—	—
Profit Margin	0.11	0.03	—
Return on Assets	0.16	—	—
Return on Equity	0.22	0.09	—
Debt to Equity	0.51	—	—
Asset Turnover	1.40	—	—
Revenue per Employee	81,923.08	—	—

Health Score

56

C



Grade C (56/100): adequate tax compliance, established company, stable trajectory, average sector quality

8. Tax & VID Data

N/A

VID Rating: – – VID data not available

VAT & Flags

Micro-enterprise Taxpayer No

Minimum Wage Employer No

Public Benefit Organization No

9. Risk Assessment

20

LOW



Category Breakdown

Sanctions	20/40
Legal	0/20
Ownership	0/15
Financial	0/15
Governance	0/10

Red Flags: 1

CRITICAL

Consolidated sanctions screening hit

2 match(es) found in multi-source sanctions database

10. Data Freshness

Companies Registry	21.04.2026
VID Data	11.04.2026
Sanctions Database	11.04.2026
Financial Data	2024
Report Generated	29.04.2026
Report ID	a6e5aab0-10e5-47b5-b723-58297f1c0643

This report is generated from publicly available data and does not constitute legal advice.

Sources: Uzņēmumu Reģistrs, Valsts ieņēmumu dienests, EU/UN/OFAC/UK/LV sanctions lists.

Generated by Izlūks – 29.04.2026